



PM-271317A

2020-11

Processes



Stick (SMAW) Welding



MIG (GMAW) Welding
Flux Cored (FCAW) Welding



Non-Critical TIG (GTAW)
Welding

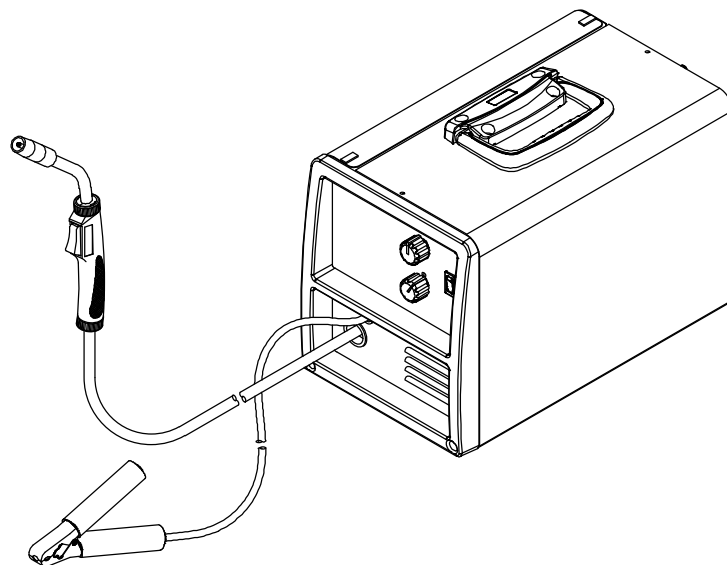
Description



Engine Driven Welder/Generator

Handler[®] 130 w/EZ-Mode And H-9B Gun

Eff w/Serial No. MF410000Y And Following




PARTS MANUAL

Find us on

YouTube

www.HobartWelders.com

SECTION 1 – PARTS LIST

 Hardware is common and not available unless listed.

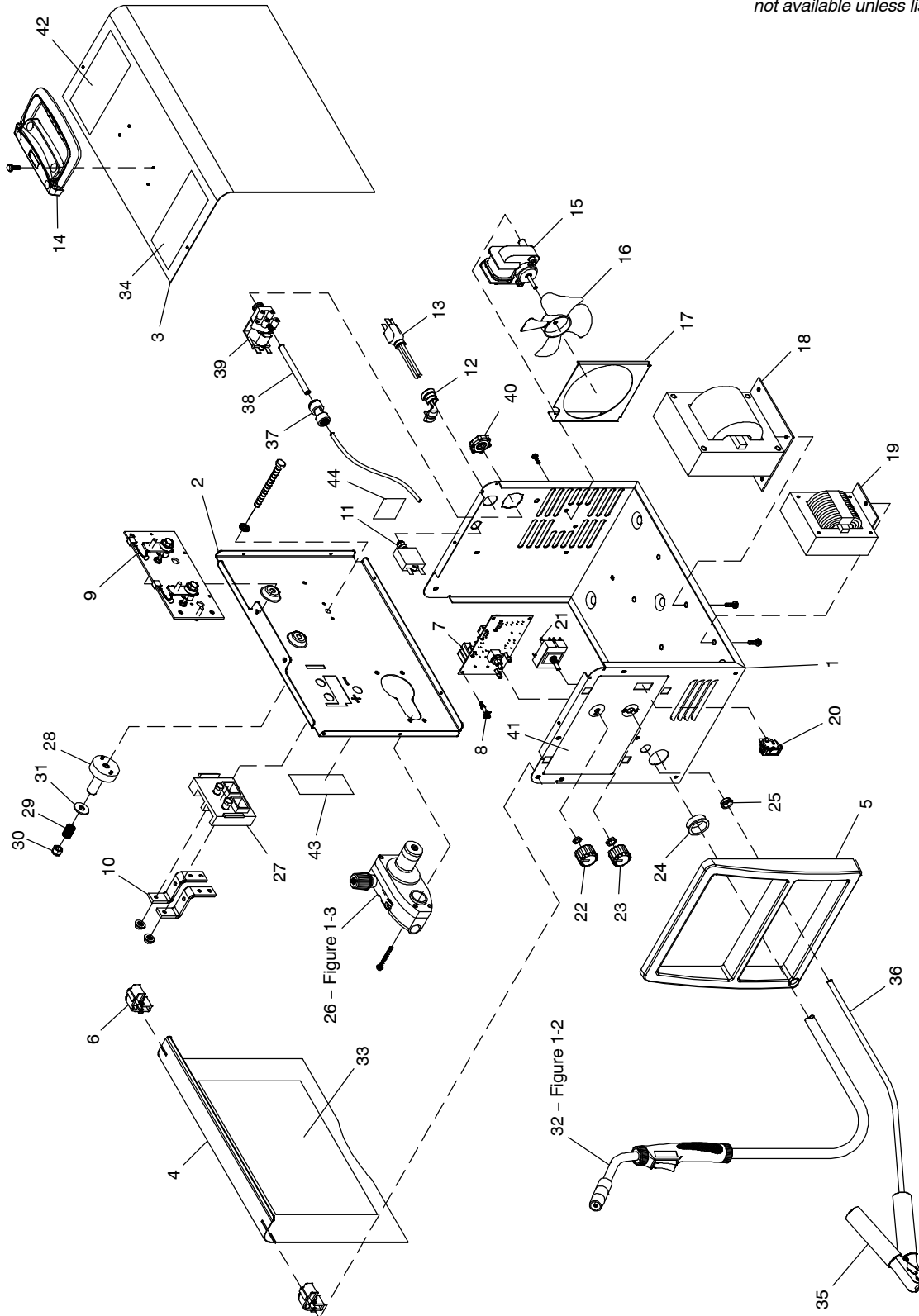


Figure 1-1. Main Assembly

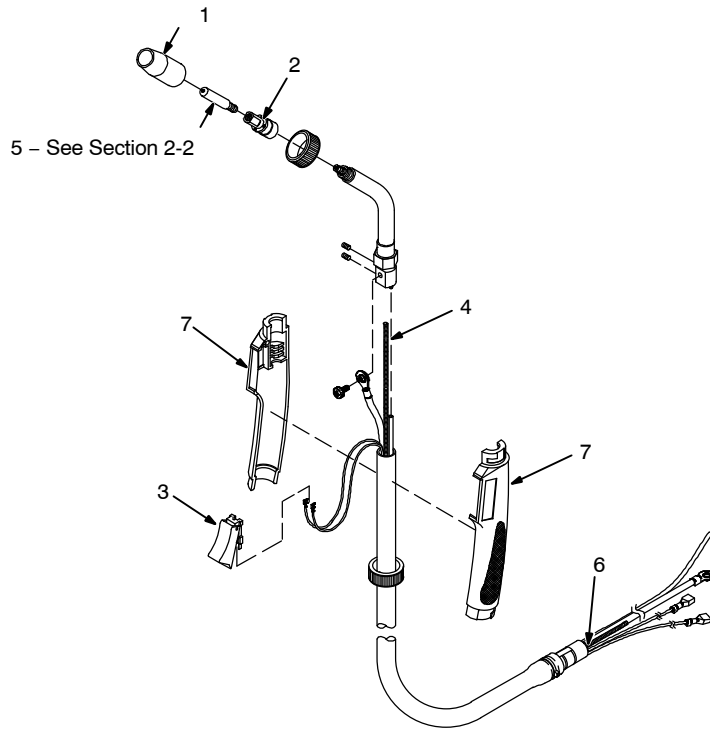
273 385-A

Item No.	Dia. Mkgs.	Part No.	Description	Quantity
Figure 1-1. Main Assembly				
1		270940	Case Section, Front/Bottom/Rear	1
2		+271286	Baffle, Center	1
3		+271308	Wrapper, Cover	1
4		271309	Door, Access	1
5		213643	Bezel, Front	1
6		196006	Hinge, Door Access	2
7	PC1	269647	Circuit Card Assy, Control	1
8		271307	Standoff	3
9	SR1	271276	Rectifier, Assy	1
10		270941	Bus Bar	2
11	CB1	210109	Supplementary Protector, Man Reset 1p 25a 250vac	1
12		269021	Bushing, Strain Relief	1
13		271055	Cord Set, 125V 5-15P 14Ga 3/c 8ft	1
14		276345	Handle	1
15	FM	262353	Motor, Fan 120V 60Hz	1
16		210413	Blade, Fan	1
17		272266	Baffle, Fan	1
18	T1	271288	Transformer	1
19	Z1	203868	Stabilizer	1
20	S1	196575	Switch, Rocker Spst	1
21	S2	229432	Switch, Rotary	1
22		211338	Knob, Pointer	1
23		207079	Knob, Pointer	1
24		004214	Bushing, Snap-In	1
25		209412	Bushing, Snap-In .500 Dia	2
26	DM1	Figure 1-3	Drive, Assy Wire	1
27	TE1	193144	Insulator, Output Stud	1
28		202726	Adapter, Spool Hub	1
29		202998	Spring, Cprsn	1
30		204608	Nut	1
31		203072	Washer	1
32		Figure 1-2	H-9B Gun, 8 Ft .023-.035	1
33		271292	Label, Door Chart	1
34		272969	Label, Warning General Precautionary Eng	1
35		257796	Clamp, Work	1
36		244128	Cable, Work	1
37		247061	Adapter, Gas Hose	1
38		271290	Tubing, Pvc	1
39	GS1	232516	Valve, 115vac 2way Custom Port 1/8 Orf W/Frict	1
40		137761	Nut, 750 Npt 1.31hex .27h Nyl Blk	1
41			Label, Nameplate (Order By Model And Serial No.)	1
42		272959	Label, Warning General Precautionary Fr/Spa	1
43		272716	Label, Warning Electric Shock And Pinch PointsEn/Fr/Sp	1
44		272750	Label, Input Power Connections	1

+When ordering a component originally displaying a precautionary label, the label should also be ordered.

◆OPTIONAL

To maintain the factory original performance of your equipment, use only Manufacturer's Suggested Replacement Parts. Model and serial number required when ordering parts from your local distributor.



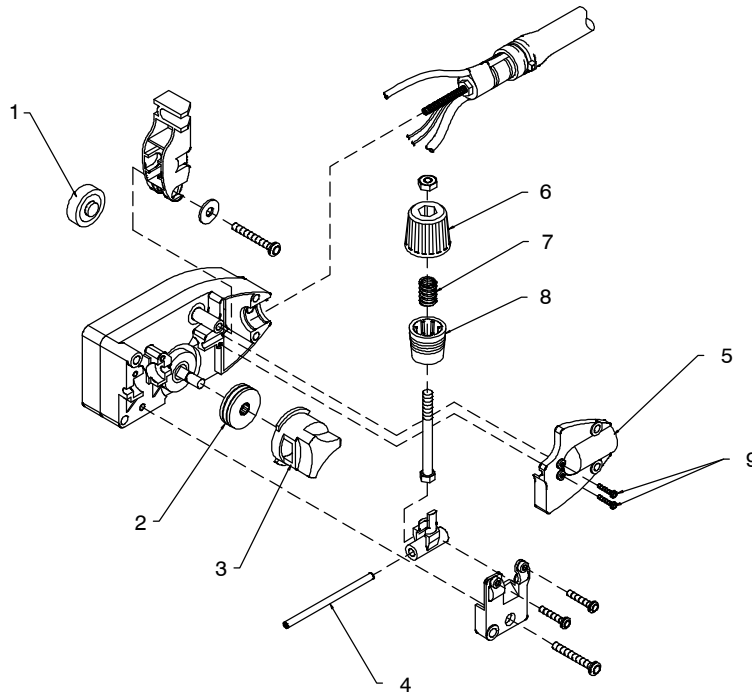
804 243-A

Figure 1-2. H-9B Gun

Item No.	Part No.	Description	Quantity
	195157R	1-2. H-9B Gun	
... 1	169715	Nozzle, Slip Type .500 Orf Flush	1
... 1	◆226190	Nozzle, Flux Cored Slip Type	1
... 2	169716	Adapter, Contact Tip	1
... 3	225410	Switch, Trigger	1
... 4	210970	Liner, Monocoil .023/.035 Wire X 8ft	1
... 5	◆087299	Tip, Contact Scr .023 Wire X 1.125	
... 5	000067	Tip, Contact Scr .030 Wire X 1.125	1
... 5	◆000068	Tip, Contact Scr .035 Wire X 1.125	
... 6	226010	Nut, Liner Retainer	1
... 7	226080	Handle Assy	1

◆OPTIONAL

To maintain the factory original performance of your equipment, use only Manufacturer's Suggested Replacement Parts. Model and serial number required when ordering parts from your local distributor.



803 442-C

Figure 1-3. Wire Drive Assembly

Item No.	Part No.	Description	Quantity
209532 Figure 1-3. Wire Drive Assembly			
... 1	212377	Bearing, Idler	1
... 2	212379	Roll, Drive .024-.030/.035	1
... 3	212383	Retainer, Feedroll	1
... 4	212368	Guide, Wire Inlet	1
... 5	212384	Cover, Torch	1
... 6	212385	Knob, Tension	1
... 7	212387	Spring, Compression	1
... 8	212388	Cup, Spring	1
... 9	212389	Screw, Torch Cover	2

To maintain the factory original performance of your equipment, use only Manufacturer's Suggested Replacement Parts. Model and serial number required when ordering parts from your local distributor.

SECTION 2 – ACCESSORIES/CONSUMABLES

2-1. Accessories

Part No.	Description	Remarks
194776	Small Running Gear/Cylinder Rack	For One Small Gas Cylinder, 75 lb (34 kg)
195216	Hub Kit	For 8 in Wire Spool
195186	Protective Cover	Weatherproof Nylon
195157R	H-9B Replacement Gun	8 ft (2.4 m) length/.030-.035 (0.8-0.9 mm) Wire Size
221037** 770198*	Regulator/Flowmeter	For Argon and Argon mixed shielding gas. Use with replacement hose 269815.

*Available at farm and tool supply retailers.
**Available at Hobart/Miller welding distributors.

2-2. Consumables

Item	Hobart Package Part No.	Miller Package Part No.
Contact Tips		
.023/.025 in. (0.6 mm)	770174 (5 per package)	087299 (10 per package)
.030 in. (0.8 mm)	770177 (5 per package)	000067 (10 per package)
.035 in. (0.9 mm)	770180 (5 per package)	000068 (10 per package)
MIG Nozzle (Standard)		
	770404	169715
Gasless Flux Cored Nozzle		
	770487	226190
Tip Adapter		
	770402	169716
Replacement Liner		
.030/.035 in. (0.8/0.9 mm)	210970R	210970
Replacement Drive Roll		
.023/.025 in. (0.6 mm) and .030/.035 in (0.8/0.9 mm) V and VK Groove	212379R	212379

*Available at farm and tool supply retailers.
**Available at Hobart/Miller welding distributors.

To maintain the factory original performance of your equipment, use only Manufacturer's Suggested Replacement Parts. Model and serial number required when ordering parts from your local distributor.

Miller Electric Mfg. LLC

An Illinois Tool Works Company
1635 West Spencer Street
Appleton, WI 54914 USA

For Assistance:
Call 1-800-332-3281

